





Edge Special

Kronenflex® cut-off wheels for Stainless steel, Steel



Performance class	<i>SPECIAL</i>	Applications
Aggression	■■■■■■■□	Stainless steel ●
Service life	■■■■■■■	Steel ●
Hardness	■■■■■■■	

Advantages: Short cutting times and long service life - Low burr formation - Low thermal load - 25 pieces delivered in the Kronenflex® box for long-lasting high performance and moisture protection

Diameter in inch	Width in inch	Bore in inch	Form	Vmax in m/s	Max. RPM in rpm	Cat. number
4 1/2	.045	7/8		80	13300	317818
4 1/2	.045	7/8		80	13300	317819
5	.045	7/8		80	12200	317820
5	.045	7/8		80	12200	317821