

Data Sheet

A 330 Extra Kronenflex® large cutting-off wheels for Steel



Class Extra

Aggressiveness

Service life

Bond

Applications




Steel

Stainless steel

Aluminium

Castings

Advantages: More stability during cutting due to two glass fibre reinforcement mesh - Good cutting speed with a long service life - Recommended for various materials and different profiles - Usable on chop saws in craft and industry

Diameter in mm	Width in mm	Bore in mm	Form	Vmax in m/s	Max. RPM in rpm	Cat.number	Availability
350	2,5	25,4		80	4.400	339069	
300	2,5	25,4		80	5.100	353327	
406	3	25,4		80	3.800	353329	